

EZCast CatchU B1

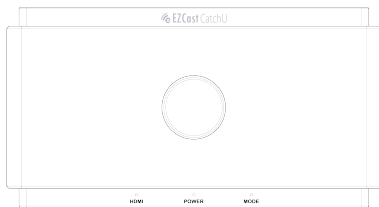
Quick Start Guide

v1.0




Product information is subject to change without prior notice.

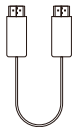
What's In The Box



Product



Type-C to USB



HDMI to HDMI



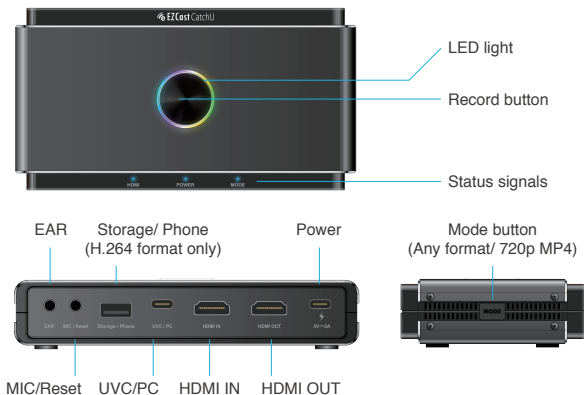
Quick Start Guide

Installation

Scan the QRCode below to visit full-version user manual on our website.



Product Overview



LED light:

- Multi-color: Ready to record
- Stable red light: Recording to external storage
- Flash in red: Warning message
- Light off: Power off

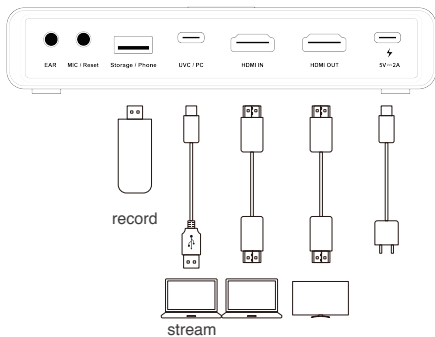
Status signals:

- HDMI: HDMI signal detected or not
- Power: Power ON/ OFF
- Mode: Stable light ON/ OFF for Smooth Mode/
Flash 2 times for MIC mix mode ON
Flash 4 times for MIC mix mode OFF

Note:

1. For details, please refer to the full user manual via QRCode on the previous page.
2. UVC/PC and Storage are able to record simultaneously only as H.264 format.
3. The MODE button does not function while recording.
4. When the LED light is flashing in red, it means the setup or configurations are incorrect:
 - No HDMI input signal
 - No USB Storage inserted on Storage/ Phone port
 - Incorrect System Format for USB Storage
 - Incorrect Encoder Format for USB Storage
 - The capacity of USB Storage is full.
5. H.264 format is not supported for some Instant Message Applications like Facetime etc.,

Connection for HDMI input



Connection for Phone input

