

How to use Google Home to voice control your EZCast?

Before you begin using Google Mini to voice control your EZCast devices, you have to register your devices to your EZCast account from the EZCast app. To do this, follow the steps below:

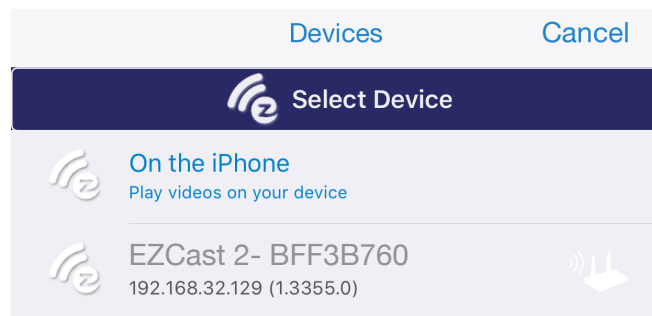
1. Download EZCast App

You need to register your EZCast device within the EZCast app, before using your voice to control it. Our EZCast app supports phones and tablets with:

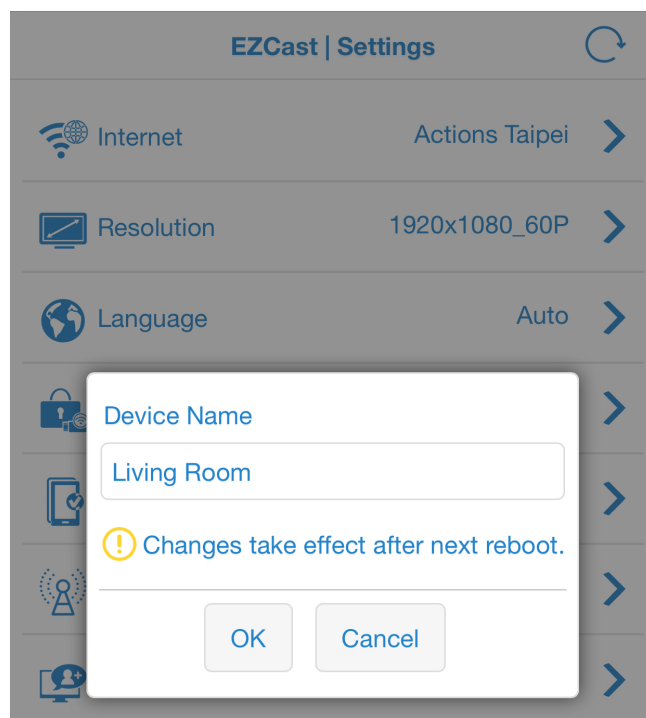
- Android 4.4 and above
- iOS 9.0 and above

2. Select your EZCast device

Launch EZCast app and select your EZCast device (make sure your device is connected to Wi-Fi Network).

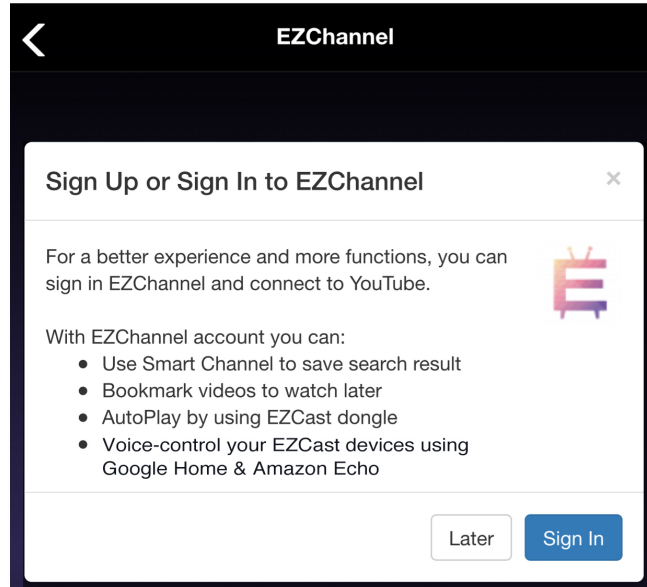


3. After selecting your device, go to Settings (side bar) to change your device name to something easy to pronounce such as: Living Room, Bedroom, Office, Kitchen. Please reboot your dongle for the changes to take effect.



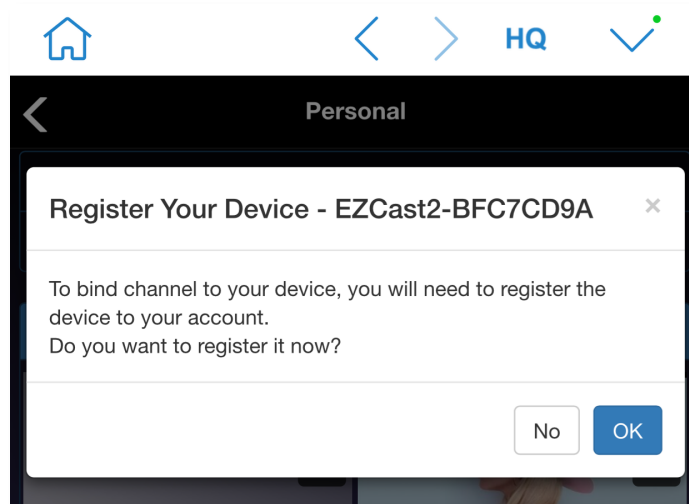
4. Sign in to EZChannel

After selecting your EZCast device, choose EZChannel with the EZCast app, and choose Personal > Sign in EZChannel.



5. Register device

After signing in, click "OK" to register.

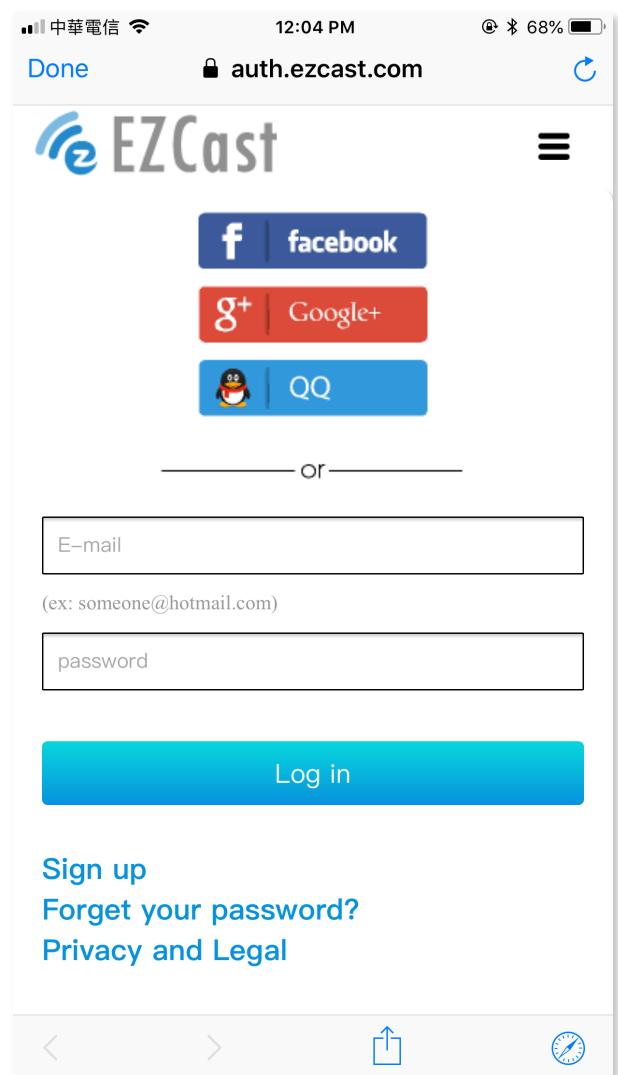
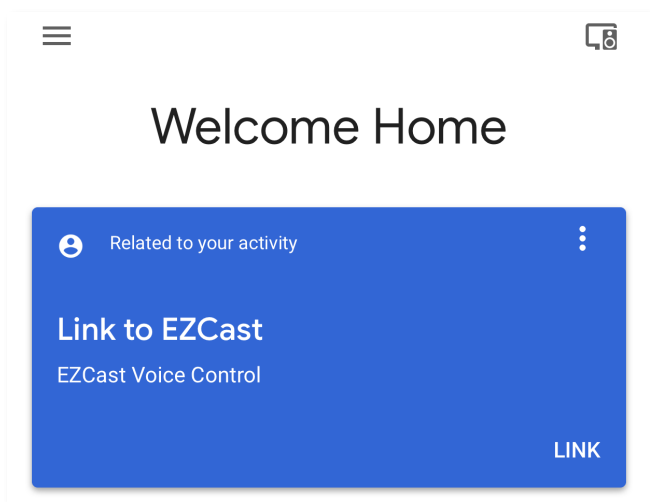


6. After registration, please proceed to your Google Home app to bind your EZCast device.

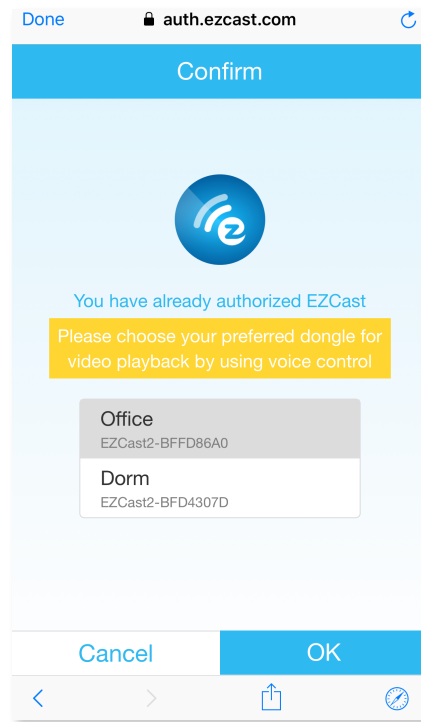
7. To link your EZCast with your Google home, you need to said "Hey Google, talk to EZCast."

7. Google will give you a voice feedback:"It looks like your EZCast account is not linked yet. You can link EZCast to your Google Account from the Google Home app". Launch your Google Home and "Link to EZCast" Tab will appear on your Google Home homepage.

8. Click "Link to EZCast", then you have to log into your EZCast account. Proper authorization is required to access this skill.



9. After authorization, choose your device and click “OK”.



10. Your EZCast is ready ! Now you can voice command your EZCast device !

To control EZCast device using voice command on Google Home:

To control EZCast device using Google home, there are two options in the beginning.

Option 1: You can say “ Hey Google, talk to EZCast” to wake up Google Home before you give an instruction.

or you can also use

Option 2: “ Hey Google, ask EZCast to {your instructions}”/ Hey Google, talk to EZCast to {your instructions}

“

To play EZChannel’s recommended videos, please use:

- Hey Google, talk to EZCast. Play video
- Hey Google, ask/talk to EZCast to play video

To play other videos, please use:

- Hey Google, talk to EZCast. Watch / Play Katy Perry music video
- Hey Google, ask/talk to EZCast to watch / play Katy Perry video
- Hey Google, talk to EZCast. Watch / Play Bruce Lee movie
- Hey Google, ask/talk to EZCast to watch / play Play Bruce Lee movie
- Hey Google, talk to EZCast. Watch / Play Tom Cruise
- Hey Google, ask/talk to EZCast to watch / play Tom Cruise
- Hey Google, talk to EZCast. Watch / Play Deadpool
- Hey Google, ask/talk to EZCast to watch / play Deadpool
- Hey Google, talk to EZCast. Watch / Play Game of throne
- Hey Google, ask/talk to EZCast to watch / play Game of throne

To play specific episode from a specific season of the series:

- Hey Google, ask/talk to EZCast to watch season 2, episode 4 of Game of thrones
- Hey Google, talk to EZCast. Watch / Play Game of throne , season 2, episode

Currently supported playback controls, please use:

- Hey Google, talk to EZCast. Pause video
- Hey Google, ask /talk to EZCast to play (this command will resume your video if it come after pause action)
- Hey Google, talk to EZCast. Resume video
- Hey Google, ask/talk to EZCast to resume video
- Hey Google, talk to EZCast. Stop
- Hey Google, talk to EZCast. Play next video
- Hey Google, ask/talk to EZCast to skip video
- Hey Google, ask/talk to EZCast to forward video
- Hey Google, ask/talk to EZCast to play previous video
- Hey Google, talk to EZCast. Play previous video

- Hey Google, ask/talk to EZCast to go back

To fast forward

- Hey Google, talk to EZCast. Fast forward 2 minutes 30 seconds
- Hey Google, ask/talk to EZCast to fast forward 30 seconds
- *Hey Google, talk to EZCast. Skip 30 seconds 2 minutes*

To rewind

- Hey Google, talk to EZCast. Rewind 3 minutes
- Hey Google, ask/talk to EZCast to rewind 3 minutes
- Hey Google, ask/talk to EZCast to rewind 30 second

- To Set Volume levels from 0—10

- Hey Google, talk to EZCast. Set the volume to (0 -10)
- Hey Google, ask/talk to EZCast to set the volume to (0 -10)

- To Adjust Volume by 1—9

- Hey Google, talk to EZCast. Set the volume down by 2
- Hey Google, ask/talk to EZCast to set the volume down by 2
- Hey Google, talk to EZCast. Set the volume up by 2
- Hey Google, ask/talk to EZCast to set the volume up by 2
- Hey Google, talk to EZCast. Set the volume down on {EZCast device name eg :*office*} by 2
- Hey Google, talk to EZCast. Set the volume up on {EZCast device name eg :*office*} by 2
- Hey Google, talk to EZCast. Volume down
- Hey Google, talk to EZCast. Volume up

- To Mute

- Hey Google, talk to EZCast. Mute
- Hey Google, talk to EZCast. Unmute

- To switch Dongle

if you want to voice control another dongle:

- Hey Google, talk to EZCast. Play Bruno Mars on {your another device name eg :*living room*}